



## Product Catalog







## SiteScapes Site Furnishings

CityView Seating	3-4
CityView Receptacles	5-6
CityView Tables	7
CityView Ash Urns	8
CityView Planters	8
Special Use Lids	9
NewPort Receptacles	10
Avondale Seating	11-12
Avondale Receptacles	13
Avondale Tables	14
WestPort Seating	15-16
WestPort Receptacles	17
Banning Seating	18
Stadium Collection	19-20
TallGrass Seating	21-22
TallGrass Receptacles	23
Cambridge Receptacles	24
JordanCreek Seating	25
JordanCreek Receptacles	26
Meridian Seating	27
Meridian Receptacles	28
Halo Receptacles	29
Terra Firma Tree Grates	30
Echo Bike Parking	31
Apex Bike Parking	32
Classic Bike Parking	33
Bike Post Bollards	34
Smoking Post Bollards	34
Custom Plaques/Signage	35
Custom Projects	36
Sustainability Information	37
Finishes	38
Warranty	38

## SiteScapes Site Furnishings

SiteScapes is a manufacturer dedicated to providing a comprehensive line of durable, steel site furnishings. SiteScapes products offer unlimited design flexibility for design and landscape professionals, while providing quick and easy installation for contractors, maintenance crews, or municipal personnel. Products include benches, trash receptacles, planters, bike racks, tables, tree grates and guards and more.

## SiteScapes Projects Include:

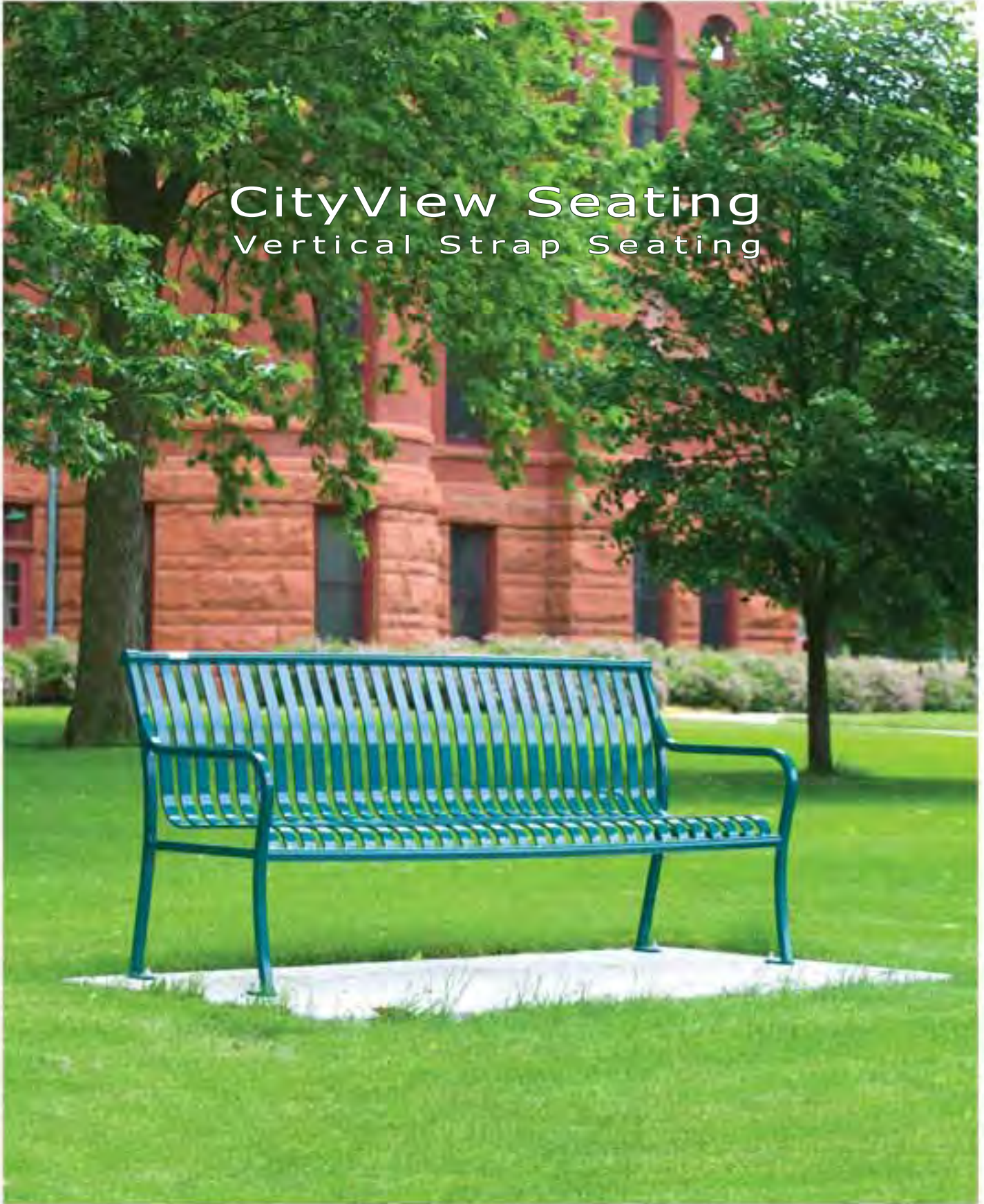
Alliance Town Center - Fort Worth, TX  
 Bridgestreet Town Center - Huntsville, AL  
 Cal State University LA - Los Angeles, CA  
 City of Asheville - Asheville, NC  
 City of Chattanooga - Chattanooga, TN  
 City of Peoria - Peoria, IL  
 City of Rockwall - Rockwall, TX  
 City of Savannah - Savannah, GA  
 Coppin St. University - Baltimore, MD  
 Elyria High School - Elyria, OH

Creighton University - Omaha, NE  
 East Tennessee State - Johnson City, TN  
 Georgia State University - Atlanta, GA  
 Med Center of the Rockies - Loveland, CO  
 Metro Community College - Omaha, NE  
 Providence Market Place - Mount Juliet, TN  
 Stadium Village - Surprise, AZ  
 University of Louisville, KY  
 University of Maryland - College Park, MD  
 Many, Many More

© SiteScapes Inc. All Rights Reserved.  
 Printed in USA.

# CityView Seating

## Vertical Strap Seating





## CityView Vertical Strap Seating

A popular vertical strap design, the CityView bench is suited for many urban seating solutions. In addition to requiring no assembly, this bench remains maintenance free.



### Seating Materials

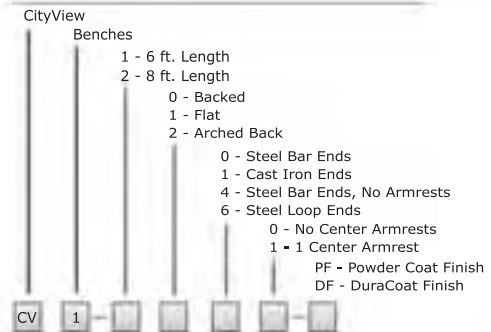
Seat straps – 5/16" x 1 1/2" steel flat bar  
 Support pipe – 1" dia. schedule 40 steel tubing  
 End units – 1" square solid steel bar  
 Foot plates – 5/16" x 1 1/2" stainless steel

### Choices

Choose six or eight foot length; backed, arched back or backless bench; steel bar ends, cast iron ends, steel radius loop ends, or steel bar ends no armrests; zero or one center armrest; powdercoat or DuraCoat finish; and color.



### To Specify CityView Benches





# CityView Receptacles

Vertical Strap Trash Containers



## CityView Vertical Strap Receptacles

The CityView receptacles are durable trash containers with style. These receptacles bring balance to any urban setting while providing capacity for essential everyday refuse concerns.



### Choices

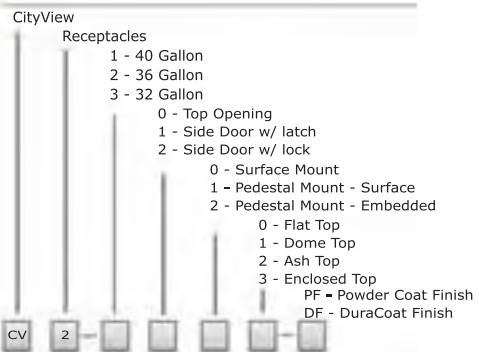
Choose 40 gallon, 36 gallon, or 32 gallon capacity; top opening, side door with latch or side door with key; surface, surface pedestal or embedded pedestal mount; flat, dome, ash or enclosed top; powdercoat or Duracoat finish; and color.

### Materials

Vertical straps - 5/16" x 1 1/2" steel flat bar  
 Outside support strap - 1/4" x 2" steel flat bar  
 Top ring - 5/8" dia. solid steel round bar  
 Foot plates - 5/16" x 1 1/2" stainless steel  
 Lid - 14 ga. spun steel lid  
 Dome - 12 ga. spun steel dome  
 Ash inlay - 13 ga. stainless steel ash pan  
 Liner - High Density Polyethylene liner with handles



### To Specify CityView Receptacles



\* Side Door and Pedestal mount receptacles available in 36 gallon capacity only.

\* Side Door not available in pedestal mount.



## CityView Vertical Strap Tables & Chairs

CityView tables utilize signature CityView collection vertical straps in a multitude of options and configurations. Stainless steel table tops provide maximum durability. Tables are offered in free standing, carousel, and picnic styles and require minimal assembly.



### To Specify CityView Tables

CityView

- Tables 1 - 36 in.
- 3 - 48 in.
- 4 - 72 x 30 in.
- 5 - 96 x 30 in.

- 1 - Round
- 2 - Square
- 3 - Ribbon Style
- 4 - Rectangle
- 5 - Rectangle w/ Support Tubes
- 0 - No Seats
- 1 - 3 Backed Seats
- 2 - 4 Backed Seats
- 3 - 3 Flat Seats
- 4 - 4 Flat Seats
- 5 - 4 foot benches
- 6 - 6 foot benches
- 7 - 8 foot benches
- 8 - One 6 foot and One 4 foot bench
- 9 - One 8 foot and One 6 foot bench

- 0 - Freestanding
- 1 - Surface Mount Independent Seating
- 2 - Embedded Mount Independent Seating
- 3 - Surface Mount Suspended Seating
- 4 - Embedded Mount Suspended Seating

ADA - Wheel Chair Accessible  
PF - Powder Coat Finish  
DF - DuraCoat Finish

CV 6



## CityView Vertical Strap Ash Urns

### CityView Ash Urns

These stand alone ash urns can be utilized in multiple environments and complete the CityView collection. The flair top urns include a stainless steel ash pan for cigarette collection and keep trash containers ash free. This product will surface mount to any concrete pad and has a removable ash tray for easy cleaning.

### Materials

1/4" straps for maximum durability  
Removable stainless steel 8" o.d. ash pan for ash collection

CityView Ash Urns are currently offered in only one style. CV3-1000 to specify.



## CityView Vertical Strap Planters

### CityView Planters

Planters provide color and life to otherwise inorganic settings. Twenty-two gallon liners provide potting volume suitable for a large variety of plantings.

### Materials

5/16" straps for maximum durability

CityView Planters are currently offered in only one style. CV4-1000 to specify.

## Special Use Lids Recycling and Custom Lids

In addition to standard trash receptacle lids, SiteScapes specialty lids can convert a standard receptacle into a recycling unit that will match your purpose.



Specialty use lids can be used to sort paper, plastic, aluminum, glass, and trash and come in a variety of shapes and sizes. Receptacles include split interior liners when applicable for sorting. Options are limitless and can be customized for your needs.

Visit [sitiescapesonline.com](http://sitiescapesonline.com) for more information.





## Newport Vertical Strap Receptacles

The Newport receptacle is a top opening high volume trash receptacle designed for high traffic areas. The Newport receptacle design incorporates vertical straps and square steel bar supports into the can for a unique style.

### Choices


Choose 40 gallon, 36 gallon, or 32 gallon capacity; flat, dome, ash or enclosed top; powdercoat or Duracoat finish; and color.



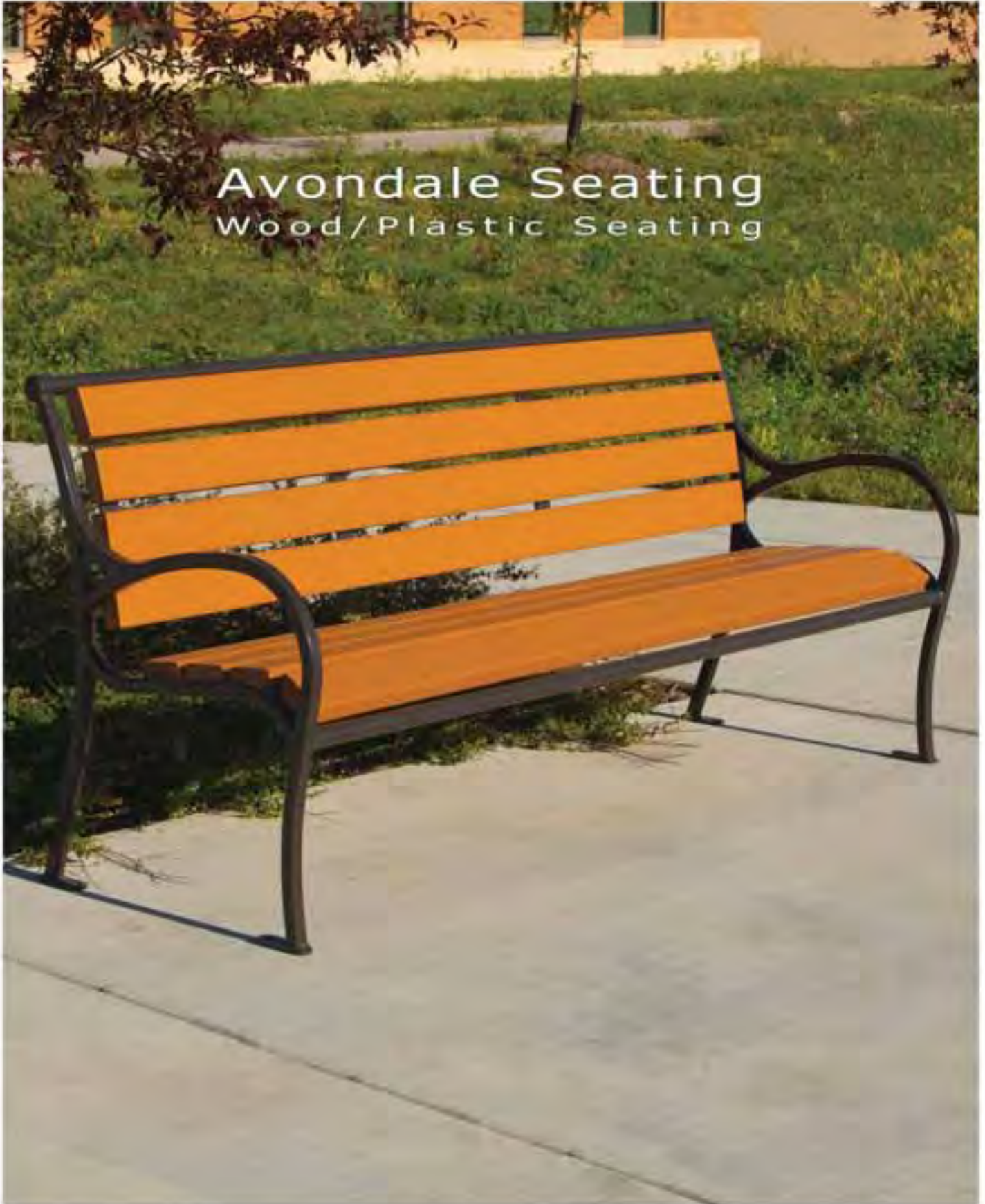
### Details

- Container - 7 ga. laser cut steel sheet
- Top Ring - 1 1/2" Tubing.
- Support Bars - 1" Square Steel Bar
- Surface Mount plates - 1/4" x 1 1/2" Stainless steel plate
- Lid - 14 ga. spun steel lid
- Dome - 12 ga. spun steel dome
- Ash inlay - 13 ga. stainless steel ash pan
- Liner - High Density Polyethylene liner with handles

### To Specify Newport Receptacles



Avondale Seating  
Wood/Plastic Seating





## Avondale Wood Slat Seating

Avondale benches utilize Ipe hardwood seating. This Brazilian hardwood weathers to a smooth and attractive finish while remaining extremely resistant to decay and insects.



### Materials:

Seat straps - 1" x 4" Ipe hardwood or recycled plastic  
1" solid square bar or decorative cast iron  
No visible hardware on seating or back rest surfaces

### Choices

Choose six or eight foot length; backed or backless; steel bar ends, cast iron ends, steel radius loop ends, or steel bar ends with no armrests; zero or one center armrest, powdercoat or Duracoat finish; and color.



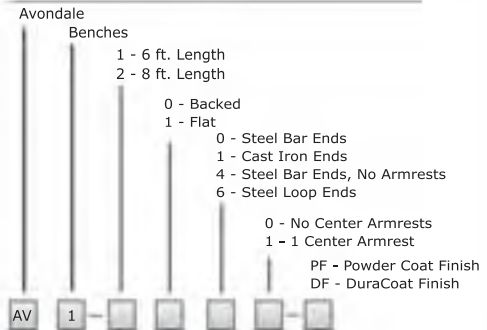
Recycled plastic can be substituted for wood on any Avondale product.

Standard Colors available: Brown, Redwood, Cherry Wood, Rust Brown, Cedar, Lt. Oak, Weathered Wood, and Sand

Visit [sitiescapesonline.com](http://sitiescapesonline.com) for more information.



### To Specify Avondale Benches



## Avondale Wood Slat Receptacles

The Avondale receptacles are durable trash containers with style made of wood or recycled plastic. Avondale receptacles will promote a green, litter free environment.

### Choices

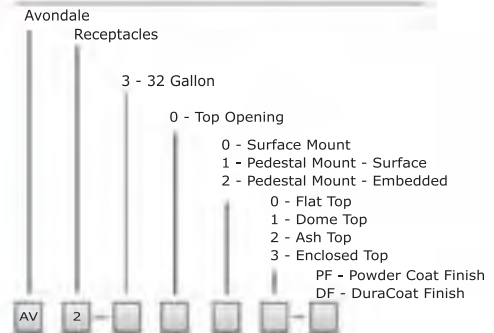
Choose surface, surface-pedestal or embedded pedestal mount; flat, dome, ash or enclosed top; powdercoat or Duracoat finish; and color.



### Materials

2" x 4" Recycled Plastic or Wood Slats  
Interior Support Ring - 7Ga. Steel  
Mounting Plates - 1/4" x 1/ 1/2" Stainless Steel  
Lid - 24" o.d. Spun Steel Lid  
Liner - High Density Polyethylene

### To Specify Avondale Receptacles



Flat Top



Dome Top



Ash Top



Enclosed Top



## Avondale Wood Slat Picnic Tables

Avondale wood and recycled plastic picnic tables provide traditional group sitting options with bench seating perfect for parks and natural settings.



### Materials

Table Top Slats - 2" x 4" Nominal Ipe/Recycled Plastic slats  
 Base Tube - 3 1/2" Steel Tubing  
 Support Plates - 3/8" Stainless Steel Plate  
 Bench/Seat Slats - 2" x 4" Nominal Ipe/Recycled Plastic slats  
 Bench Base Tubing - 2 3/8" Steel Tubing

### Choices

Choose surface or embedded mount; Ipe hardwood or recycled plastic; powdercoat or Duracoat finish; and color.

### To Specify Avondale Tables

CityView  
 Tables 1 - 36 in.  
 3 - 48 in.  
 4 - 72 x 30 in.  
 5 - 96 x 30 in.

1 - Round  
 2 - Square  
 4 - Rectangle  
 5 - Rectangle w/ Support Tubes

0 - No Seats  
 1 - 3 Backed Seats  
 2 - 4 Backed Seats  
 3 - 3 Flat Seats  
 4 - 4 Flat Seats  
 5 - 4 foot benches  
 6 - 6 foot benches  
 7 - 8 foot benches  
 8 - One 6 foot and One 4 foot bench  
 9 - One 8 foot and One 6 foot bench

0 - Freestanding  
 1 - Surface Mount Independent Seating  
 2 - Embedded Mount Independent Seating  
 3 - Surface Mount Suspended Seating  
 4 - Embedded Mount Suspended Seating

ADA - Wheel Chair Accessible  
 PF - Powder Coat Finish  
 DF - DuraCoat Finish

CV 6

# WestPort Seating

## Horizontal Strap Seating





## WestPort Horizontal Strap Seating

The WestPort bench utilizes horizontal seat straps. Each 1/4" seat strap is supported by a series of braces holding each strap firmly in place. Such engineering provides a durable and aesthetically pleasing product in all aspects.



WestPort benches are offered in both backed and backless styles and are available with standard steel bar or cast iron ends allowing the bench to convey an array of aesthetics and profiles from traditional to contemporary.

### Materials

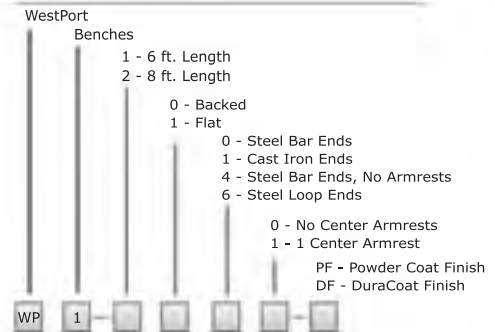
- Seat straps – 1/4" x 1 1/2" steel flat bar
- Support pipe – 1" dia. schedule 40 steel tubing
- End units – 1" square solid steel bar
- Foot plates – 5/16" x 1 1/2" stainless steel



### Choices

Choose six or eight foot length; backed or backless; steel bar ends, cast iron ends, steel radius loop ends, or steel bar ends no armrests; zero or one center armrest; powdercoat or Duracoat finish; and color.

### To Specify WestPort Benches



## WestPort Horizontal Strap Receptacles

The WestPort receptacle's unique shape and style set it apart from other receptacles. The WestPort is surrounded by a durable solid square bar framework and makes use of horizontal steel straps.

### Choices


Choose top opening or side door with lock; flat, dome or ash top; powdercoat or Duracoat finish; and color.



### Materials

- Horizontal straps - 1/4" x 1" steel flat bar
- Support Strap - 5/16" x 3/4" steel flat bar
- Top Support - 1" dia. schedule 40 steel tubing
- Bottom Support Bars - 5/16" x 3/4" steel flat bar
- Side Support Bars - 1" sq. steel flat bar
- Lid - .083 wall steel lid
- Surface Mount Plates - 5/16" x 1 1/2" stainless steel
- Liner - High Density Polyethylene liner with handles

### To Specify WestPort Receptacles





## Banning Banning Pattern Seating

The Banning bench is constructed of a square tubing frame and contains decorative inset panels reminiscent of Frank Lloyd Wright. Seat panels utilize Ipe hardwood or recycled plastic.



### Materials

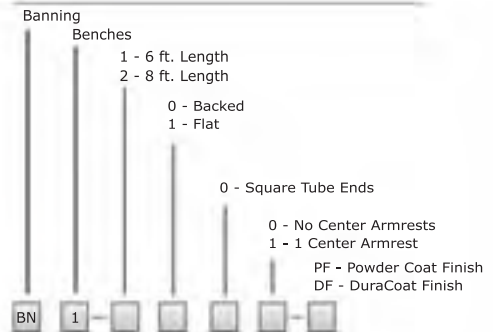
Frame - 1 1/2" Sq. x 11 Ga. Wall Steel Tubing  
 Panels - 7 Ga. Steel Sheet Metal  
 Foot Plates - 1/4" x 1 1/2" Stainless Steel with 9/16" Mounting Holes  
 Mounted w/ four 1/2" x 4-5" Stainless Steel Anchor Bolts (Customer Supplied)

### Choices

Choose six or eight foot length; backed or backless bench; zero or one center armrest; powdercoat or Duracoat finish; and color.




### To Specify Banning Benches



Backed Bench



Backless Bench





## Stadium Collection Custom Pattern Tables

Enjoy the action of the game in comfort with the SiteScapes Stadium Collection. Available in bar height or dining height, this baseball themed collection is perfect for any sports venue.

The Stadium Collection table is made with corrosion resistant stainless steel and is available with a 24" round or home plate shaped table top. Each aluminum chair features its own 90 degree brass in-line swivel.



### Materials

Table Top - 10ga. Stainless Steel

Table Support - 2 3/8" o.d. Steel Tube

Chair Frame - 7/8" Aluminum Tube

Seat Panel/Back Rest - 10ga. Perforated Aluminum

Chair Support - 2 3/8" o.d. Steel Tube

Base Plates - 8" Square 3/8" Thick Stainless Steel Plate

Foot Rests - 5/8" Solid Steel Rod.

### To Specify Stadium Tables

Stadium Collection  
Tables

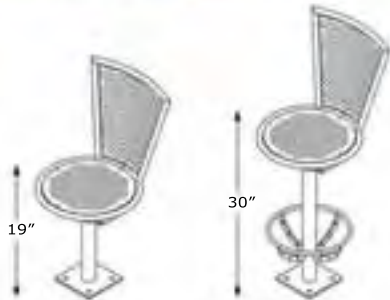
- 1 - Bar Height
- 2 - Dining Height

- 0 - Home Plate Shape
- 1 - Square
- 2 - Round

- SM - Surface Mount
- EM - Embedded Mount
- RM - Removable Mount
- FS - Free Standing
- WM - Wall Mount

- PF - Powder Coat Finish
- DF - DuraCoat Finish

ST 6 0 0



### Height Options

Stadium Collection Tables and Chairs are offered in two heights: dining and bar height. Dining height chairs are perfect for cafe style areas and provide a seat height of 19". Bar height chairs sit 30" tall and are better suited for elevated view seating or tiered seating.

### Wall Mount

Stadium Collection Tables are also offered in a wall mount. Use a wall mount for standing room only areas or in places where a traditional pedestal mount simply won't do. Wall mounted tables are secured using 1/2" o.d. concrete wedge anchors for maximum stability.

### To Specify Stadium Chairs

Stadium Collection  
Chairs

- 1 - Bar Height
- 2 - Dining Height

- 0 - Backed Seat
- 1 - Backless Seat

- SM - Surface Mount
- EM - Embedded Mount
- RM - Removable Mount
- FS - Free Standing

- PF - Powder Coat Finish
- DF - DuraCoat Finish

ST 5 0 0

# Tallgrass Seating

Tallgrass Pattern Seating





## TallGrass TallGrass Pattern Seating

A variation of the JordanCreek, TallGrass seating utilizes a square tubing frame and accentuates its natural surroundings while blending into a variety of urban settings.



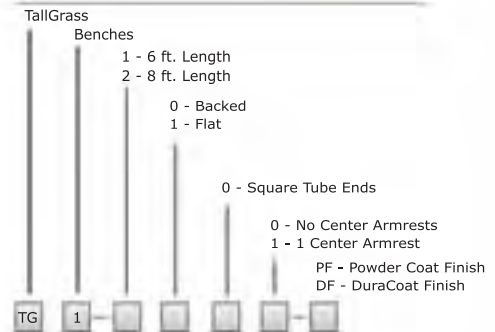
### Materials

Frame - 1 1/2" Sq. x 11 Ga. Wall Steel Tubing  
 Panels - 7 Ga. Steel Sheet Metal  
 Foot Plates - 1/4" x 1 1/2" Stainless Steel with 9/16" Mounting Holes  
 Mounted w/ four 1/2" x 4-5" Stainless Steel Anchor Bolts (Customer Supplied)

### Choices

Choose six or eight foot length; backed or backless bench; zero or one center armrest; powdercoat or Duracoat finish; and color.

### To Specify TallGrass Benches



## TallGrass TallGrass Pattern Receptacles

Tallgrass receptacles display the beautiful rolling prairie pattern associated with the collection while maintaining a very functional 20 gallon waste capacity.



### Materials


7 Gauge Steel Shell  
Removable Dome Lid  
20 gallon rigid plastic liner

### Choices

Choose dome top or ash top; stainless, powdercoat or Duracoat finish; and color.



### To Specify TallGrass Receptacles



Dome Top



Ash Top



## Cambridge Space Efficient Receptacles

This space efficient receptacle embodies style and elegance, while maintaining a durable steel shell. The compact dimensions of this product allow it to co-exist in settings where space is of the essence, yet sustain a liberal 20 gallon waste capacity.

Cambridge receptacles can be customized to include labels, logos or graphics for special use.

### Materials


7 Gauge Steel Shell  
Removable Dome Lid  
20 gallon rigid plastic liner

### Choices

Choose dome top or ash top; stainless steel, powdercoat or Duracoat finish; and color.



### To Specify Cambridge Receptacles



Dome Top



Ash Top

## JordanCreek Laser Cut Seating

JordanCreek benches match square tubing with elegant laser cut curvature. Bench patterns are laser-cut and can be customized to include neighborhood logos or simple graphics.

### Materials

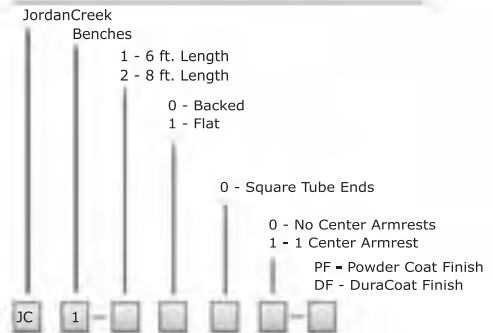
Frame - 1 1/2" Sq. x 11 Ga. Wall Steel Tubing  
 Panels - 7 Ga. Steel Sheet Metal  
 Foot Plates - 1/4" x 1 1/2" Stainless Steel with 9/16" Mounting Holes  
 Mounted w/ four 1/2" x 4-5" Stainless Steel Anchor Bolts (Customer Supplied)

### Choices

Choose six or eight foot length; backed or backless; powdercoat or Duracoat finish; and color.



### To Specify JordanCreek Benches





## JordanCreek Laser Cut Receptacles

This receptacle is constructed of steel tubing and contains a decorative inset in each side panel that matches the rest of the collection. These decorative insets offer a variety of custom options and often are utilized to exhibit company names, school names or logos.

### Materials:

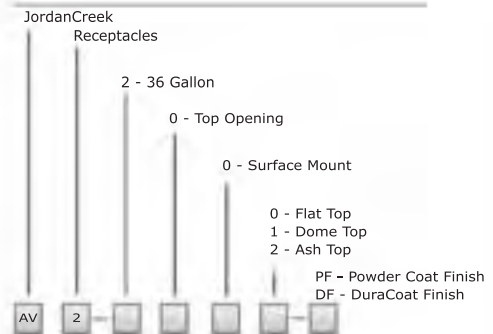
Frame - 1 1/2" Sq. x 11 Ga. Wall Steel Tubing  
 Panels - 7 Ga. Steel Sheet Metal  
 Foot Plates - 1/4" x 1 1/2" Stainless Steel with 9/16" Mounting Holes



### Choices

Choose flat, dome or ash top lid; powdercoat or Duracoat finish; and color.

### To Specify JordanCreek Receptacles



## Meridian Metal Rod Seating

The Meridian bench utilizes rigid horizontal metal rods to form its seating surface. Delivered as a fully assembled unit, this robust bench bolts directly to a concrete pad for permanent installation.




### Materials

Metal Rods are 5/8" o.d. solid  
End units are 1" solid square bar or cast iron  
Support Pipe - 1" dia. schedule 40 steel tubing

### Choices

Choose six or eight foot length; backed or backless; steel bar ends, cast iron ends, steel radius loop ends, or steel bar ends with no armrests; zero or one center armrest; powdercoat or Duracoat finish; and color.

### To Specify Meridian Benches



Steel Bar Ends



Cast Iron Ends



No Backs



Steel Loop Ends



Flat Steel Bar Ends



Flat Cast Iron Ends



## Meridian Metal Rod Receptacles

Utilizing a rigid metal rod construction, these receptacles are as exquisite as they are sturdy. This receptacle provides a high volume receptacle that stands up to any environment.




### Materials

Metal rods are solid 5/8" o.d. solid  
 Heights of 35" or 40" (32 or 40 gallon respectively)  
 Flat lids, domed lids, ash top lids, or fully enclosed  
 Top opening accessibility

### Choices

Choose 40 or 32 gallon capacity; flat, dome, ash, or enclosed top; powdercoat or Duracoat finish; and color.

### To Specify Meridian Receptacles



Flat Top



Dome Top



Ash Top



Enclosed Top

## Halo Decorative Ring Receptacles

The Halo receptacle combines circular elements to capture multiple design dimensions. Featuring individual decorative rings, each receptacle is handcrafted to provide a classic appeal to any site.

### Choices

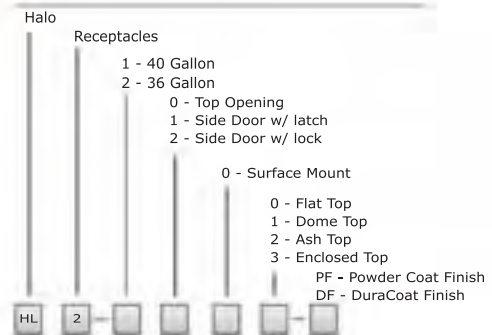
Choose 40 gallon or 36 gallon capacity; top opening, side door with latch or side door with lock; flat, dome, ash, or enclosed top; powdercoat or Duracoat finish; and color.



### Materials

- Container - 7 ga. laser cut steel sheet
- Inside support bars - 1/4" x 1/2" steel flat bar
- Decorative rings - 4" o.d. x 3/8" wall steel rings
- Foot plates - 5/16" x 1 1/2" stainless steel
- Lid - 14 ga. spun steel lid
- Dome - 12 ga. spun steel dome
- Ash inlay - 13 ga. stainless steel ash pan
- Liner - High Density Polyethylene liner with handles

### To Specify Halo Receptacles



\* Side Door and Pedestal mount receptacles available in 36 gallon capacity only.



Flat Top



Dome Top



Ash Top



Enclosed Top



## TerraFirma Starburst Pattern Tree Grates

These ADA approved cast iron tree grates allow for trees to co-exist with pedestrians in a variety of settings. TerraFirma grates have a starburst pattern and are available in a multitude of sizes and shapes.

The TerraFirma tree grates can have custom lettering and logos inserted at an additional cost.

### Tree Grate Frame

Steel angle frames used to position and mount the tree grate are available.

### Materials

Tree Grate - 3/4" cast iron grate

Frame - 1/4" steel angle


Tree Grates are available in starburst and concentric circle patterns.

### Choices

Choose round or square; 36, 48 or 60 inch diameter or length; raw, powdercoat or Duracoat finish; and color.



### To Specify TerraFirma Tree Grates



The round TerraFirma tree grates are available in sizes of:

- 36" dia. (TFB-1011)

- 48" dia. (TFB-1111)

- 60" dia. (TFB-1211)

Backless Finish



The square TerraFirma tree grates are available in sizes of:

- 36" sq. (TFB-2011)

- 48" sq. (TFB-2111)

- 60" sq. (TFB-2211)

- 72" sq. (TFB-2311)

## Echo Serpentine Style Bike Parking

These popular serpentine style racks are rugged and space efficient. Allowing for parking from both sides of the rack, the echo can be embedded mount or surface flange mount.



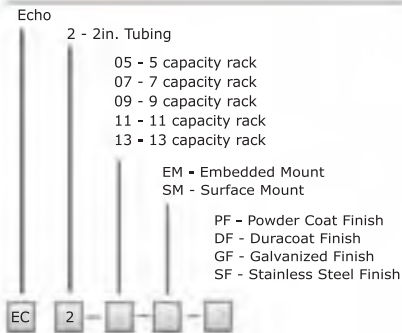
### Materials

Tubing - 2 3/8" dia. schedule 40 steel tubing  
Foot Plates - 7 1/2" dia. x 1/4" stainless steel

### Choices

Choose five, seven, nine, eleven or thirteen capacity; embedded or surface mount; powdercoat, Duracoat, galvanized or stainless steel finish; and color.

### To Specify Echo Bike Parking





## Apex Single Loop Bike Parking

This "inverted U" style rack can be installed to form any configuration you desire. These racks are a durable, space saving solution for all of your bike security needs.



### Materials


Tubing – 2 3/8" dia. schedule 40 steel tubing  
Foot Plates - 7 1/2" dia. x 1/4" stainless steel

### Choices

Choose two, six or ten capacity; embedded or surface mount; powdercoat, Duracoat, galvanized or stainless steel finish; and color.



### To Specify Apex Bike Parking



\* Six and Ten Space Apex racks offered in surface mount only.

## Classic Grid Style Bike Parking

Classic bike racks provide traditional grid style bike parking for large numbers of bikers. These economical bike racks are available in single or double sided parking options.

Classic racks ship broken down and are assembled with 3/8" stainless steel carriage bolts and acorn nuts.

### Materials

- End Units - 1 1/2" o.d. x 13 gauge steel tubing
- Horizontal Support Tubes - 1 1/4" o.d. x 13 ga. steel tubing
- Vertical Separation Bars - 5/8" o.d. solid steel bar
- Surface Plates - 3/8" stainless steel plate



### Choices

Choose single or double sided parking, and surface or embed mounting options. Available finishes include powder coat, Duracoat, Galvanized or stainless steel.



### To Specify Classic Bike Parking

#### Classic



\* 2 sided parking will double bike rack capacity.



## Bike Post Bollard Style Bike Parking

This space efficient product can serve the dual purpose of barrier and bicycle security. Various loop configurations are available. Bike Posts can be embed or surface mount.


### Materials

Posts - 4 1/2inch O.D. Steel Tubing

Loops - 1" Steel Tubing

Surface Plate - 7 1/2" o.d. steel

### To Specify Bike Post Bollards



## Smoking Post Bollard Style Cigarette Receptacle

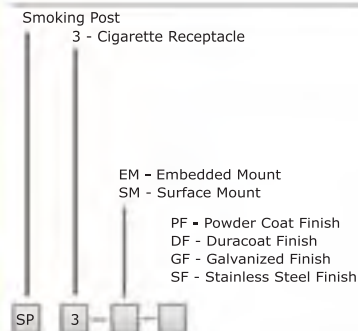
Smoking Post Bollards give your designated smoking areas a clean, professional look. Bollards are fashioned to keep entrances or smoking areas clean and litter-free while using an unobtrusive design.

### Materials

Posts - 4 1/2inch O.D. Steel Tubing

Surface Plate - 7 1/2" o.d. steel

### To Specify Smoking Post Bollard



## Custom Plaques

### Logos and Engraved Signage

SiteScapes custom plaques and vinyl decals allow you to provide a dedication, logo or user instruction for your site furnishings. Our plaques are cast aluminum with a matching powder coat finish to combine durability and beautiful presentation perfect for any memorial or logo.



Custom logos and graphics can be worked into SiteScapes products to give your project its own unique identity. From plaques and decals to laser cut lettering and emblems our custom capabilities allow for endless possibilities.

Signage and decals are a great way to label specific use products. Bright and clearly labeled products will assist with the collection and separation of waste and recyclables in high traffic areas.





## Custom Fabrication Project Specific Products

SiteScapes welcomes the opportunity to work on custom projects. Our custom products entail the same great quality and attention to detail as our standard offerings and may be exactly what your site is looking for.



We enjoy utilizing our capabilities and knowledge of materials to meet the challenge of bringing a conceptual product to life. Pictured above is public seating that was built for Lincoln's Southpointe Mall. The bench incorporates square tubing and custom laser cut back panels that proudly display the mall's logo.



SiteScapes worked with DLR Group and Vanessa Schutte to create Golden Rod, an art installation seating piece for Omaha's "Take a Seat" project. As part of an art/function mission, this project allowed us to showcase our capabilities while participating in a local creative outlet for the community.

The Golden Rod design was inspired by the simple beauty of Nebraska's state flower. This bench is comprised of six individual seats each varying in shape and size.

## Sustainability LEED and Environmental Information

SiteScapes thoroughly recognizes the critical importance of utilizing recycled materials in their benches and receptacles and embraces the opportunity to take part in the "Green Building" movement.

**STEEL:** SiteScapes, Inc. purchases its steel materials from steel mills that primarily utilize Electric Arc Furnace (EAF) technology. The EAF technology makes use of post-consumer scrap steel by melting it down for reuse in new steel materials.

SiteScapes, Inc. products are manufactured of primarily steel flat bar, steel solid square bar and steel sheet materials. As you can see from the below data, our mill vendors report excellent levels of recycled content in each of these materials allowing SiteScapes, Inc. to provide environmentally friendly steel products for use in "Green Building" applications or LEED programs.

Product Recycled Content  
Steel Bar Products 99%  
Steel Sheet Products 70%

**DUCTILE CAST** - Bench Ends: SiteScapes, Inc. ductile cast iron bench ends are poured with 60% post-consumer materials and 40% nodular pig iron. In addition, a small percentage of the make up of the nodular pig iron (iron ore, coke and limestone) is also post-consumer resources.

**GRAY CAST** - Tree Grates: All tree grate base materials are 100% post-consumer materials. These materials are derived from the melting of shredded auto bodies, scrap steel, used engine blocks etc. No pig iron is utilized in this production process.

**WOOD:** SiteScapes, Inc. purchases its wood materials from IBAMA (Brazilian Institute for the Environment and the Renewal of Natural Resources) registered mills. All wood is certified to provide the product origin and compliance with all legal log harvesting policies. In addition, these mills participate in "Fields to Forests" reforestation programs. As a result, a tropical tree is replanted in a certified plantation program for every 500 board feet of lumber supplied.

**RECYCLED PLASTIC:** High Density Polyethylene (HDPE) is the only product used as the raw material base in the production of these items. No other products such as, wood pulp, wood fiber, or fiberglass is used. 60% of all items used on our products derive from post consumer (recycled) or post industrial (scrap) materials.



As part of the Materials and Resource credits, LEED offers points for products that are that are extracted and manufactured locally. LEED has defined locally as a 500 mile radius from the project's location. Because SiteScapes is located in Lincoln, NE we can provide site furnishings to a large section of the midwest that meet this criteria.

Other possible points include: MR 4.1 Recycled Content 10%, MR 4.2 Recycled Content 20%, and MR 7.0 Certified wood.

For more information check out:  
[www.sitescapesonline.com/sustainability.asp](http://www.sitescapesonline.com/sustainability.asp)



## Finishes & Warranty

### Finishes:

SiteScapes, Inc. has a firm understanding that a quality powder coat finish is an essential ingredient to our site furnishings. That is why we offer two varieties of exterior rated, polyester, powder coat finishes for all of our products.

**Powder Coat Finish:** This protocol of cleansing, sealing, and coating is a 10 step process that provides each product with an extremely corrosion resistant polyester finish in your choice of color. This finish allows each product to remain impervious to rusting, fading, or cracking. The powder coat finish remains virtually maintenance free and is accompanied by a one year warranty.

**Duracoat Finish:** This finish incorporates all of the processes implemented in the powder coat finish including shot blast, phosphatizing, and pre-treatment. However, Duracoat finished products receive a zinc rich epoxy undercoat that is applied prior to the TGIC polyester top coat of color. This provides a corrosion resistant layer to seal all welded joints and surfaces. The end result is an extremely durable and abrasion resistant coating that is accompanied by a five year warranty. Duracoat finish is highly recommended for high salt content environments.

Colors available: Onxy (Black) Cobalt (Dark Blue) Forest (Green) Brandywine (Burgundy) Ivory (Ivory) Silver (Silver) Slate (Dark Gray) Bronze (Brown) Pearl (White)  
\* custom colors available upon request.



Recycled plastic can be substituted for wood on any of SiteScapes wood line products.

Colors available: Brown, Redwood, Cherry Wood, Rust Brown, Cedar, Lt. Oak, Weathered Wood, and Sand




Colors shown are only a representation of standard colors offered and should not be used as a substitute for manufacturer provided paint chips.



### Limited Warranties:

Limited twenty year warranty against structural failure of steel bench frames or steel bench assemblies, table frames, trash receptacle frames and planter frames. SiteScapes, Inc. liability and the buyer's remedy under these warranties are limited to the repair, replacement or refund of the purchase price, at SiteScapes option, of products determined in SiteScapes reasonable judgment to be defective in workmanship or materials. SiteScapes will not be held responsible for the costs incurred in labor to remove, install, or replace the alleged defective product. SiteScapes warranties do not cover any defects or failures resulting from vandalism, negligence, accidents, abuse, lack of maintenance, improper use or installation, or unapproved modifications and repairs. In addition, SiteScapes will not be held liable for ANY damage or injury as a result of product that is not permanently anchored in place or not anchored properly.



P.O. Box 22326 Lincoln NE 68542  
p. 888.331.9464 f. 402.421.9479  
[www.SiteScapesOnline.com](http://www.SiteScapesOnline.com)  
[info@sitescapesonline.com](mailto:info@sitescapesonline.com)

PRESORT  
STANDARD  
US POSTAGE  
PAID  
LINCOLN, NE  
PERMIT 422



30% POST CONSUMER CONTENT

